

--	--	--	--	--	--	--	--	--	--

Fifth Semester B.E. Degree Examination, July/August 2021
Structural Analysis – II

Time: 3 hrs.

Max. Marks: 100

Note: 1. Answer any FIVE full questions.
2. Assume missing data suitably.

- 1 a. What is influence line? State the importance of influence line diagram. (04 Marks)
 b. Using influence line diagram, calculate shear force at a section 8 m from the left hand support of simply supported beam shown in Fig. Q1 (b). (06 Marks)

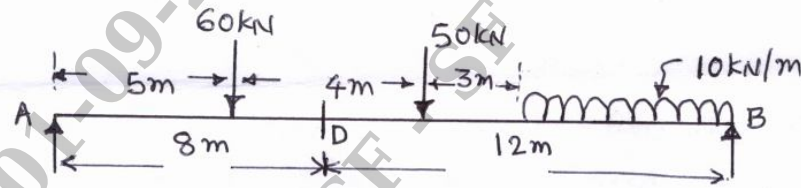


Fig. Q1 (b)

- c. A system of wheel loads 80 kN, 140 kN, 160 kN, 50 kN and 40 kN crosses a beam of 15 m span with 80 kN load leading. The distances between the loads are 2.4 m, 3.0 m, 2.4 m and 1.6 m respectively. Find absolute maximum bending moment. (10 Marks)
- 2 Analyse the continuous beam as shown in Fig. Q2 by using slope deflection method. Support 'B' sinks by 10 mm. Take $E = 2 \times 10^5 \text{ N/mm}^2$, $I = 16 \times 10^7 \text{ mm}^4$. Sketch the bending moment and shear force diagrams. (20 Marks)

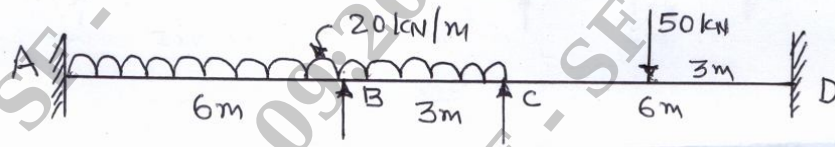


Fig. Q2

- 3 a. Define stiffness, carryover factor and distribution factor. (03 Marks)
 b. Show that stiffness of far end hinged beam is 0.75 times the far end fixed beam. (05 Marks)
 c. Analyse the frame shown in Fig. Q3 (c) by using moment distribution method. Draw BMD and deflected shape of the structure. (12 Marks)

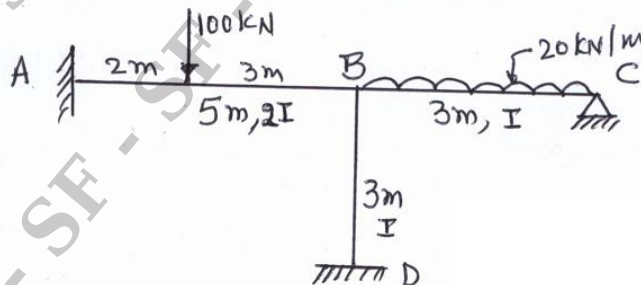


Fig. Q3 (c)

